

# Zacks Small-Cap Core Fund

★★★★ Overall Morningstar Rating™

Institutional shares for the period ended 12/31/2019, among 630 Small Blend Funds. The Overall Morningstar Rating for the fund is derived from a weighted average of the risk-adjusted performance figure associated with its 3- and 5-Year Morningstar Rating metrics.



**Objective:** The Fund's primary investment objective is capital appreciation. The Funds Strategy attempts to generate excess returns over the market by implementing a quantitative investment process to select small-cap stocks with strong potential for capital appreciation.

## Portfolio Manager

### Mitch Zacks

- 22 years with Zacks Investment Management
- B.A. Economics - Yale University
- MBA Analytic Finance - University of Chicago

## Portfolio Analyst

### Prasanth Sankar

- 12 years with Zacks Investment Management
- B.A. Indian Institute of Technology
- Ph.D University of Illinois

## Fund Benchmark

Russell 2000 measures performance of the smallest 2000 U.S. companies

## Maximum Sales Charge

No Load

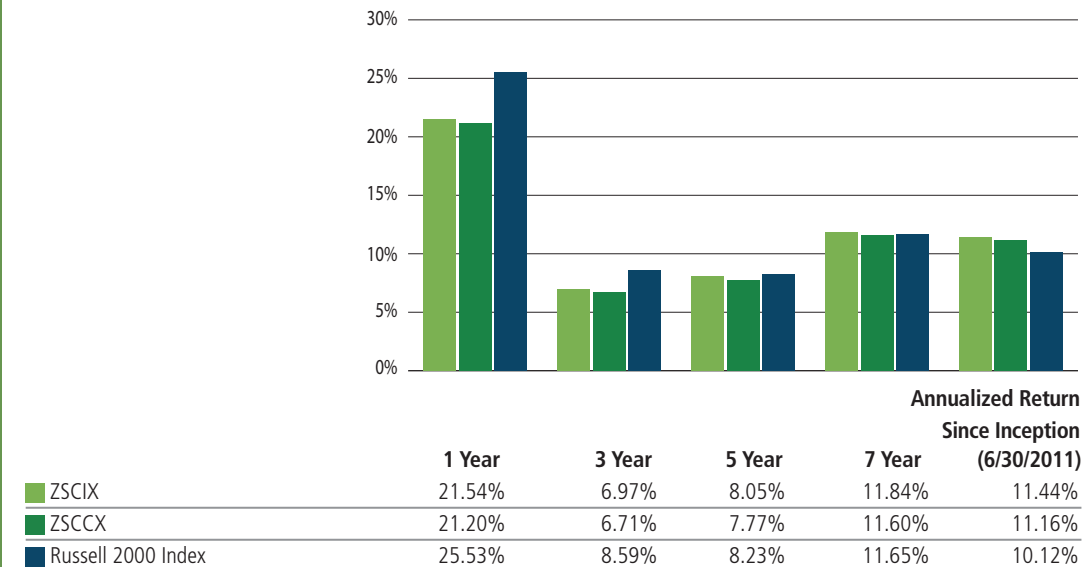
## Fund Symbol and CUSIP

Institutional ZSCIX 46141P313  
Investor ZSCCX 461418428

- NOT FDIC INSURED
- MAY LOSE VALUE
- NO BANK GUARANTEE

## Annual Returns

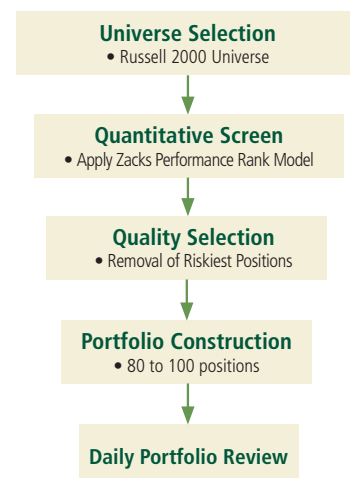
as of 12/31/19



Performance data shown represents past performance and is no guarantee of future results. Investment return and principal value fluctuate so your shares, when sold, may be worth more or less than the original cost; current performance may be lower or higher than quoted. Investors may obtain performance information current to the most recent month-end by calling 1-888-453-4003.

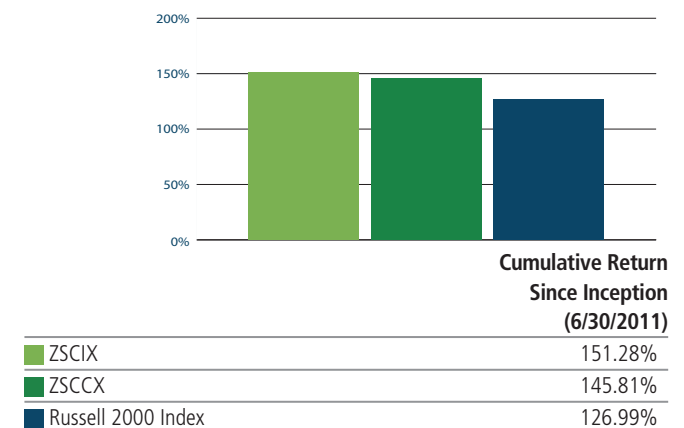
The performance returns reflect a fee waiver in effect (see below) and without the fee waiver, returns would have been reduced. Shares redeemed within 30 days of purchase may be subject to a 2.00% redemption fee. Please see the Fund's prospectus for more information.

## Zacks Small-Cap Core Methodology



## Cumulative Returns

as of 12/31/19



Performance data shown represents past performance and is no guarantee of future value.

## Glossary

**Alpha** is a measure of the portfolio's risk adjusted performance. When compared to the portfolio's beta, a positive alpha indicates better-than-expected portfolio performance and a negative alpha worse than-expected portfolio performance.

**Beta** is a measure of the volatility of a portfolio relative to the overall market. A beta less than 1.0 indicates lower risk than the market; a beta greater than 1.0 indicates higher risk than the market. It is most reliable as a risk measure when the return fluctuations of the portfolio are highly correlated with the return fluctuations of the index chosen to represent the market.

**Standard deviation** is an indicator of the portfolio's total return volatility, which is based on a minimum of 36 monthly returns. The larger the portfolio's standard deviation, the greater the portfolio's volatility.

**Market capitalization** is the value of a corporation as determined by the market price of its issued and outstanding common stock. It is calculated by multiplying the number of outstanding shares by the current market price of a share.

**Price/book ratio (P/B)** is the ratio of a stock's price to its book value per share.

**Price/earnings ratio (P/E)** is the price of a stock divided by its earnings per share.

**Turnover ratio** is the percentage of a portfolio's assets that have changed over the course of a year. It is calculated by dividing the average assets during the period by the lesser of the value of purchases and the value of sales during the same period.



## Zacks Funds

227 West Monroe Street Suite 4350  
Chicago, IL 60606-4900  
1.888.775.8351  
wholesale@zacks.com

The Zacks Small-Cap Core Fund is distributed by IMST Distributors, LLC.

## CALENDAR YEAR TOTAL RETURNS (%)

	2019	2018	2017	2016	2015	2014	2013	2012
Institutional share class without sales charge	21.54%	-11.95%	14.39%	22.00%	-1.37%	3.45%	43.66%	19.48%
Investor share class without sales charge	21.20%	-12.16%	14.15%	21.58%	-1.63%	3.24%	43.66%	19.48%
Russell 2000 Index	25.53%	-11.01%	14.65%	21.31%	-4.41%	4.89%	38.82%	16.35%

## TOP TEN HOLDINGS

Company Name	Ticker
Simply Good Foods	SMPL
Costamare	CMRE
Bancfirst	BANF
SP Plus	SP
Essent Group	ESNT
Walker & Dunlop	WD
Oxford Immunotec Global	OXFD
Federal Signal Corporation	FSS
Construction Partners	ROAD
CSW Industrials	CSWI

## MARKET CAPITALIZATION

Small Cap	77.06%
Mid Cap	22.94%

## FUND EXPENSES

Institutional (ZSCIX)	
Gross Expense Ratio	1.24%
Net Expense Ratio	1.14%*
Investor (ZSCCX)	
Gross Expense Ratio	1.49%
Net Expense Ratio	1.39%*

**Gross Expense Ratio** is the fund's total operating expense ratio from the fund's most recent prospectus.

**Net Expense Ratio** reflects the reduction of expenses from fee waivers and reimbursements. Elimination of these reductions will result in higher expenses and lower performance.

\* The Fund's advisor has contractually agreed to waive its fees and/or pay for operating expenses of the Fund to ensure that total annual fund operating expenses (excluding any taxes, leverage interest, brokerage commissions, dividend and interest expenses on short sales, acquired fund fees and expenses (as determined in accordance with Form N-1A), expenses incurred in connection with any merger or reorganization, and extraordinary expenses such as litigation expenses) do not exceed 1.39%, and 1.14% of the average daily net assets of the Investor Class Shares, and Institutional Class Shares of the Fund, respectively. This agreement is in effect until March 31, 2022 and it may be terminated before that date only by the Trust's Board of Trustees. The Fund's advisor is permitted to seek reimbursement from the Fund, subject to certain limitations, of fees waived or payments made to the Fund for a period ending three full fiscal years from the date of the waiver or payment. This reimbursement may be requested from the Fund if the reimbursement will not cause the Fund's annual expense ratio to exceed the lesser of (a) the expense limitation in effect at the time such fees were waived or payments made, or (b) the expense limitation in effect at the time of the reimbursement.

## FUND DATA

Commencement Date	6/30/2011
Net Assets	101,834,924.71
Number Of Issues	100
Market Cap (Average)	2,370
Price/Book	2.39
Price/Earnings	16.65
Turnover	129.00%

## RISK MEASURES VS. BENCHMARK

	ZSCIX	ZSCCX	Russell 2000
Alpha	1.92	1.74	0.00
Beta	0.92	0.92	1.00
Standard Deviation	15.83	15.83	16.39
Sharpe Ratio	0.68	0.66	0.58

## IMPORTANT RISK CONSIDERATIONS

The value of the securities held by the Fund may fall due to general market and economic conditions. The securities of small-cap companies may be subject to more abrupt or erratic market movements and may have lower trading volumes than securities of larger-sized companies. Although the Fund will limit its investment in securities of foreign issuers to ADRs and Canadian issuers, the Fund's investments in non-U.S. issuers may involve unique risks compared to investing in securities of U.S. issuers. Adverse political, economic or social developments could undermine the value of the Fund's investments or prevent the Fund from realizing the full value of its investments. Dividend payments the Fund receives in respect of its portfolio securities can vary widely over the short and long term.

For each fund with at least a three-year history, Morningstar calculates a Morningstar Rating™ based on a Morningstar Risk-Adjusted Return measure that accounts for variation in a fund's monthly performance (including the effects of sales charges, loads, and redemption fees), placing more emphasis on downward variations and rewarding consistent performance. The top 10% of funds in each category receive 5 stars, the next 22.5% receive 4 stars, the next 35% receive 3 stars, the next 22.5% receive 2 stars and the bottom 10% receive 1 star. (Each share class is counted as a fraction of one fund within this scale and rated separately, which may cause slight variations in the distribution percentages.) The Overall Morningstar Rating for a fund is derived from a weighted average of the performance figures associated with its three-, five- and ten-year (if applicable) Morningstar Rating metrics. Institutional shares of the Zacks Small Cap Core Fund were rated against the 507 U.S.-domiciled Small Cap Blend funds over the 5-year period and 630 for the 3-year period. The fund was rated 3 stars for the 3-year and 4 stars for the 5-year periods ending December 31, 2019. Past performance is no guarantee of future results.

**You should consider the Fund's investment objectives, risks, charges and expenses carefully before investing. For a Summary Prospectus and/or Statutory Prospectus which contains this and other information about the Fund, please visit [www.zacksfunds.com](http://www.zacksfunds.com) or call 1-888-453-4003. Please read the Summary Prospectus and/or Statutory Prospectus carefully before investing.**