

Zacks Small-Cap Core Fund

Objective: The Fund's primary investment objective is capital appreciation. The Funds Strategy attempts to generate excess returns over the market by implementing a quantitative investment process to select small-cap stocks with strong potential for capital appreciation.

Portfolio Manager

Mitch Zacks

- 22 years with Zacks Investment Management
- B.A. Economics - Yale University
- MBA Analytic Finance - University of Chicago

Portfolio Analyst

Prasanth Sankar

- 12 years with Zacks Investment Management
- B.A. Indian Institute of Technology
- Ph.D University of Illinois

Fund Benchmark

Russell 2000 measures performance of the smallest 2000 U.S. companies

Maximum Sales Charge

No Load

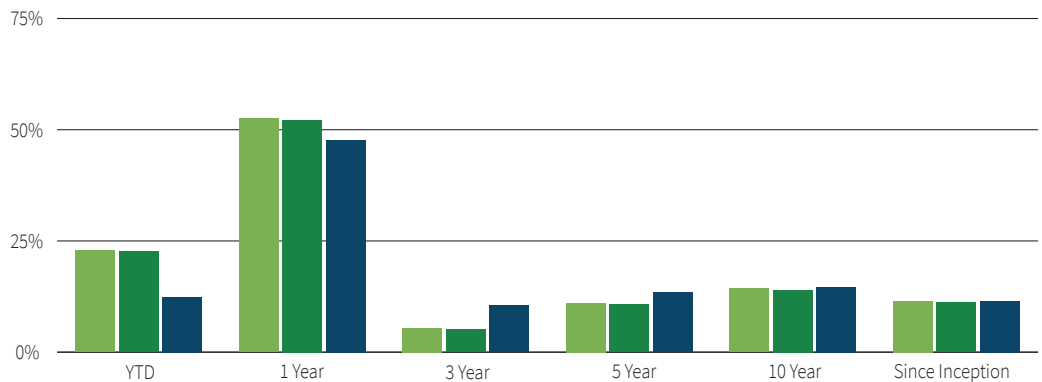
Fund Symbol and CUSIP

Institutional ZSCIX 46141P313
Investor ZSCCX 461418428

- NOT FDIC INSURED
- MAY LOSE VALUE
- NO BANK GUARANTEE

Annual Returns

as of 9/30/21

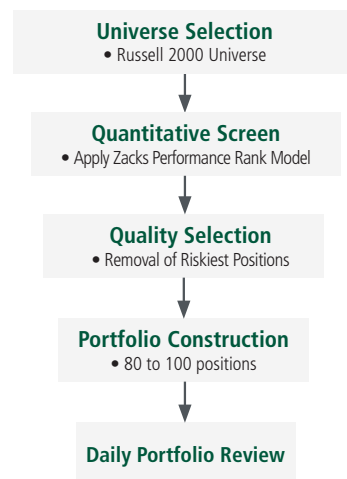


	YTD	1 Year	3 Year	5 Year	10 Year	Annualized Return Since Inception (6/30/2011)
ZSCIX	22.85%	52.56%	5.43%	11.02%	14.24%	11.50%
ZSCCX	22.61%	52.20%	5.16%	10.75%	13.94%	11.21%
Russell 2000 Index	12.41%	47.68%	10.54%	13.45%	14.63%	11.53%

Performance data shown represents past performance and is no guarantee of future results. Investment return and principal value fluctuate so your shares, when sold, may be worth more or less than the original cost; current performance may be lower or higher than quoted. Investors may obtain performance information current to the most recent month-end by calling 1-888-453-4003.

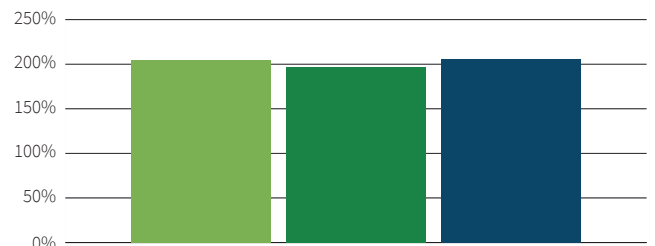
The performance returns reflect a fee waiver in effect (see below) and without the fee waiver, returns would have been reduced. Shares redeemed within 30 days of purchase may be subject to a 2.00% redemption fee. Please see the Fund's prospectus for more information. The fund recently experienced significant negative short-term performance due to market volatility associated with the COVID-19 pandemic.

Zacks Small-Cap Core Methodology



Cumulative Returns

as of 9/30/21



	Cumulative Return Since Inception (6/30/2011)
ZSCIX	205.12%
ZSCCX	197.10%
Russell 2000 Index	206.09%

Performance data shown represents past performance and is no guarantee of future value.

Glossary

Alpha is a measure of the portfolio's risk adjusted performance. When compared to the portfolio's beta, a positive alpha indicates better-than-expected portfolio performance and a negative alpha worse than-expected portfolio performance.

Beta is a measure of the volatility of a portfolio relative to the overall market. A beta less than 1.0 indicates lower risk than the market; a beta greater than 1.0 indicates higher risk than the market. It is most reliable as a risk measure when the return fluctuations of the portfolio are highly correlated with the return fluctuations of the index chosen to represent the market.

Standard deviation is an indicator of the portfolio's total return volatility, which is based on a minimum of 36 monthly returns. The larger the portfolio's standard deviation, the greater the portfolio's volatility.

Market capitalization is the value of a corporation as determined by the market price of its issued and outstanding common stock. It is calculated by multiplying the number of outstanding shares by the current market price of a share.

Price/book ratio (P/B) is the ratio of a stock's price to its book value per share.

Price/earnings ratio (P/E) is the price of a stock divided by its earnings per share.

Turnover ratio is the percentage of a portfolio's assets that have changed over the course of a year. It is calculated by dividing the average assets during the period by the lesser of the value of purchases and the value of sales during the same period.

CALENDAR YEAR TOTAL RETURNS (%)

	2020	2019	2018	2017	2016	2015	2014	2013
Institutional share class without sales charge	-1.16%	21.54%	-11.95%	14.39%	22.00%	-1.37%	3.45%	43.66%
Investor share class without sales charge	-1.42%	21.20%	-12.16%	14.15%	21.59%	-1.63%	3.24%	43.66%
Russell 2000 Index	19.96%	25.53%	-11.01%	14.65%	21.31%	-4.41%	4.89%	38.82%

TOP TEN HOLDINGS

Company Name	Ticker
Cohen & Steers Inc	CNS
Byline Bancorp Inc	BY
Darling Ingredients Inc	DAR
Apollo Medical Holdings Inc	AMEH
Franklin Electric Co Inc	FELE
Cactus Inc	WHD
Rush Enterprises Inc	RUSHA
Option Care Health Inc	OPCH
AMN Healthcare Services Inc	AMN
Advanced Drainage Systems Inc	WMS

MARKET CAPITALIZATION

Small Cap	90.11%
Mid Cap	9.89%

FUND EXPENSES

Institutional (ZSCIX)	
Gross Expense Ratio	1.38%
Net Expense Ratio	1.14%*
Investor (ZSCCX)	
Gross Expense Ratio	1.63%
Net Expense Ratio	1.39%*

Gross Expense Ratio is the fund's total operating expense ratio from the fund's most recent prospectus.

Net Expense Ratio reflects the reduction of expenses from fee waivers and reimbursements. Elimination of these reductions will result in higher expenses and lower performance.

* The Fund's advisor has contractually agreed to waive its fees and/or pay for operating expenses of the Fund to ensure that total annual fund operating expenses (excluding any taxes, leverage interest, brokerage commissions, dividend and interest expenses on short sales, acquired fund fees and expenses (as determined in accordance with Form N-1A), expenses incurred in connection with any merger or reorganization, and extraordinary expenses such as litigation expenses) do not exceed 1.39%, and 1.14% of the average daily net assets of the Investor Class Shares, and Institutional Class Shares of the Fund, respectively. This agreement is in effect until March 31, 2024 and it may be terminated before that date only by the Trust's Board of Trustees. The Fund's advisor is permitted to seek reimbursement from the Fund, subject to certain limitations, of fees waived or payments made to the Fund for a period ending three full fiscal years from the date of the waiver or payment. This reimbursement may be requested from the Fund if the reimbursement will not cause the Fund's annual expense ratio to exceed the lesser of (a) the expense limitation in effect at the time such fees were waived or payments made, or (b) the expense limitation in effect at the time of the reimbursement.

FUND DATA

Commencement Date	6/30/2011
Net Assets	48,289,973.47
Number of Issues	100
Market Cap (Avg)	2,450.03
Price/Book	2.18
Price/Earnings	16.64
Turnover	135.00%

RISK MEASURES VS. BENCHMARK

	ZSCIX	ZSCCX	Russell 2000
Alpha	0.87%	0.67%	0.00%
Beta	0.92	0.92	1.00
Standard Deviation	18.27	18.27	18.75
Sharpe Ratio	0.59	0.58	0.58

IMPORTANT RISK CONSIDERATIONS

The value of the securities held by the Fund may fall due to general market and economic conditions. The securities of small-cap companies may be subject to more abrupt or erratic market movements and may have lower trading volumes than securities of larger-sized companies. Although the Fund will limit its investment in securities of foreign issuers to ADRs and Canadian issuers, the Fund's investments in non-U.S. issuers may involve unique risks compared to investing in securities of U.S. issuers. Adverse political, economic or social developments could undermine the value of the Fund's investments or prevent the Fund from realizing the full value of its investments. Dividend payments the Fund receives in respect of its portfolio securities can vary widely over the short and long term.

Market Turbulence Resulting from COVID-19. The outbreak of COVID-19 has negatively affected the worldwide economy, individual countries, individual companies and the market in general. The future impact of COVID-19 is currently unknown, and it may exacerbate other risks that apply to the Fund.

You should consider the Fund's investment objectives, risks, charges and expenses carefully before investing. For a Summary Prospectus and/or Statutory Prospectus which contains this and other information about the Fund, please visit www.zacksfunds.com or call 1-888-453-4003. Please read the Summary Prospectus and/or Statutory Prospectus carefully before investing.



Zacks Funds

227 West Monroe Street Suite 4350
Chicago, IL 60606-4900
1.888.775.8351
wholesale@zacks.com

The Zacks Small-Cap Core Fund is distributed by IMST Distributors, LLC.